



Gather

This verse is so poignant this year, after isolation, distancing and lockdowns - the idea of gathering together in one place can evoke many different reactions.

This could be a good time to reflect on what it means to gather and emotions from being apart.

For some groups this may be the first time to gather and so offers a space to voice the different emotions. You could have hand print cut outs and invite people to write or draw on them the different emotions.

This is really helpful to explore emotions but also thinking forward of how you can respond to these.



Invite people to draw around and cut out or paint and stamp their hands onto a tree.

I wonder how you grow together?


Make a frame on the ground from 4 sticks (laying flat).

Invite people to bring something into the frame to make a pattern or image.

People can reflect on what has been made or what it might be.

Take a foot photo – get everyone to add their foot into the image.

If you are doing this separately ask people if they can send a photo of their foot. You could even play Guess Who? after.



Thresholds are important in Muddy Church. Noticing where we start, in every sense, gives us a place in our journey.

Where does your journey begin? Where will people feel welcome? When might they feel they are in the journey?



Gather



ACTS 2 When the day of Pentecost came, they were all together in one place



PENTECOST comes from the Greek word which means 50. It celebrates 50 days after Passover.

I wonder if you can think of 50 things to celebrate since Easter??

50

PENTECOST was a pilgrim festival which meant people would come from all over, wherever they lived to be a part of this festival. Have you ever travelled somewhere for something special?

**I wonder if
you have
ever felt
God is with
you?**

Can you see anything that has
come from another place?

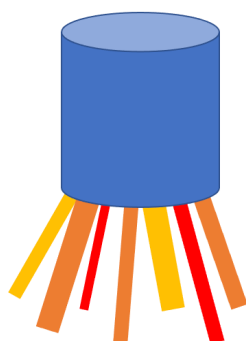



Can you draw a map of where you are going or where you are?




Wind

2:2 Suddenly a sound like the blowing of a violent wind came from heaven and filled the whole house where they were sitting.



Windsocks can be made from a roll of paper and strips of paper. You could write prayers or praises on each of the strips. Watch them dance in the wind.



Bubbles are wonderful for exploring wind. We use our breath to form them - too hard and it will pop, too soft and it won't grow. Then we can follow them as they float off, with wonderful colours.

You can make wands and your own bubble mixture or buy some for a reasonable price.

Wind

Throughout the bible there are examples of God being like the wind.

- In Job 38 God speaks through the whirlwind.
- Psalm 148 says the stormy wind fulfills His word.
- In John 6 we find Jesus speaking stillness to the wind.
- The Holy Spirit is referred to as 'ruach' or breath, God's wind.

Many people can relate to God being like the wind – a life force, powerful and yet gentle, invisible and yet seen all around us, silent or roaring.

Wind power supplies 15% of the energy in Europe although some people are concerned about the visual effect of turbines. What do you think?

Can you collect some twigs or sticks and tie them onto a branch to make a windchime?



What other ways can you hear the wind?






Gathered in that place the people **HEARD** the wind and **FELT** it filling the space.

As you pause take a moment to close your eyes and notice what you can hear and feel.

Being in the place is not just about a physical movement but bringing your whole self to it.

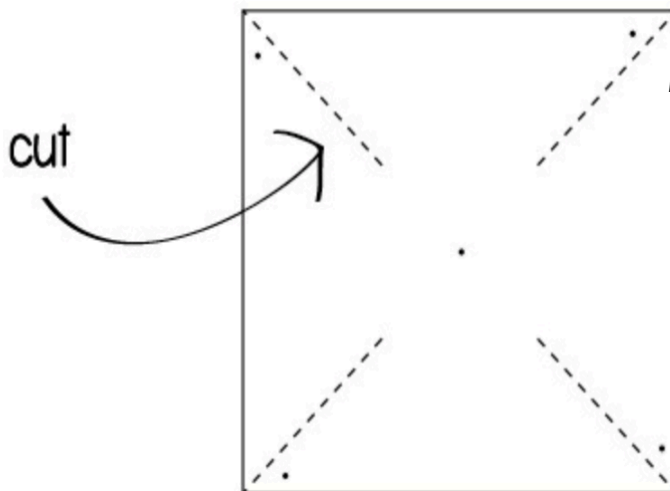
Wind ✖

2:2 Suddenly a sound like the blowing of a violent wind came from heaven and filled the whole house where they were sitting.

				
Pause and think where you can use your senses for noticing the wind.				
See	Hear	Smell	Touch	Taste

Make a Windmill....


Simple and fun although you will need a paper fastener or something to hold your corners in the middle and fix to a stick.



Take a square of paper and cut the dotted lines.
Make four holes in the corner and one in the middle.
Fold the corners in and fasten.
You can write prayers on this or decorate it.

make holes

Can you see any clouds in different shapes?



Can you find a dandelion clock to blow? Watch as the seeds fly in the wind. Where will they go?

If you could float anywhere on a cloud where would you go?

**Fire can be dangerous, it can destroy.
It can also give us warmth and light.
I wonder how does fire make you
feel?**

Can you see colours that
remind you of fire?

Fire

^{2:3} They saw what seemed to be
tongues of fire that separated and
came to rest on each of them

Can you see dangerous spaces or things?

Can you see things that
provide warmth?

Can you see spaces that don't have any light?

Can you see flame shapes anywhere?

Fire

Fire is all around us – at the centre of the earth is fire, the sun is a huge ball of fire and most of us use fire at some time during the day.

Fire can be incredibly dangerous – destroying woods and grassland around the world. It can damage buildings and hurt people which is why you should never touch it.

But fire can also be useful – we use it for cooking, heating, light and engines.

In the bible there are examples of all of these and God speaks from the fire to Moses, uses fire as power. In Luke 3, John says that God will baptise people with fire – not literally but in a passionate, warm, transforming way.

Planning carefully a camp fire offers lots of spaces for stories, talking and sharing. Toast bread, marshmallow or dough to cook bread for some extra fun!



They saw what seemed like
tongues of fire resting on
them...

The experience is recorded as if
it is someone watching, seeing
incredible things. It is as if they
saw but weren't a part.

Engaging with the space we
are in is important, not just
watching but being in it and
experiencing it for ourselves.

Find a twig or stick and
attach some red, orange
or yellow paper or ribbons
to the end.



You could hide these as
part of a story hunt or add
them around the space.

If you can't make a real fire
why not gather some sticks
and stones and form the
shape of a fire. Then you
could add some red, orange
or yellow paper to the heart
of it, or even some torches
or battery lights.






Fire

2:3 They saw what seemed to be tongues of fire that separated and came to rest on each of them


Can you imagine using dirty ash to clean something?

Ash can burn your skin but wearing gloves it can be mixed into paste and can make dirty glass clean and metals sparkly!

You could find a jar in the recycle and make a pretena fire inside from stones, sticks and paper. Or you could decorate the outside and put a light inside it as a lantern



Can you find your way through the maze to the campfire?



Can you add some faces and flames?

Wood ashes can deter slugs and snails from eating some plants. Carefully sprinkle a small ring around the plant and reapply after the rain.



Can you see anything offering a shadow for shade?

2:44,45 - All the believers were together and had everything in common. They sold property and possessions to give to anyone who had need


Share

How do you belong in this place?

I wonder if nature is sharing itself with you?

What can you see sharing?

If you could take a piece of this place with you, what would it be and why?



Take a piece of paper or cardboard (from the recycle) and cut out a handshape. Use this as a frame for the spaces you can see things sharing. This could make a great collage of photos from people.

Share

Sharing is not always about giving things equally. Sometimes we need to offer more to others, to give space, shelter, something they don't have. Sharing is about giving with a good attitude.

Sometimes we may be in need, we may feel we have got to get something. Other times we can see how much we have, even if that is noticing the wonders of the everyday.

Genesis tells us about God inviting people to take care of the earth, the animals, plants, and every living creature. The place we live is not just for people but all of creation. As we share this space it is not about only caring about what we want but thinking about the other things and how we can share his space with them

What can you do to make the space you are in better for everything?



Have you seen litter? Are there spaces for insects? Is there food for birds? Is the space accessible for people?

Do a bug count or nature wander where you take pictures or jot down the things you see.




Think about what you see and what is missing, what is needed. I wonder if you notice how you could share the space better?

Each person took time to care about the others.

Take a moment to think about the people in your community and how you could help them.


Perhaps volunteering, visiting someone, sending a card, using your skills.

Share



2:44,45 - All the believers were together and had everything in common. They sold property and possessions to give to anyone who had need

Can you find?



Can you find a space to sit and be still in?

Try to listen and watch to the world around you

What can you hear?
What can you see?
Do you notice anything you didn't see or hear before?
Can you hear yourself in this space?




You might want to write or draw some of your thoughts.

Sharing Stones

Perhaps you can find some loose stones that are smooth and a good size.

You can decorate these with paint, nail varnish or permanent marker and leave them somewhere for people to find. Perhaps an encouraging message or a lovely picture that someone would love to find.



Feed the Birds...

A simple way to make a bird feeder is to attach some string to a cardboard tube (inside of a toilet roll). Cover this in peanut butter and then roll it in birdseed. Hang this outside on a tree or fence post and see how many different birds you can spot.

Can you see anything feasting?

What can you
see praising?

Can you see
God's favour?

Celebrate

Can you see God celebrating?

What would you
eat at a party?

2:46,47 Every day they continued to meet together in the temple courts. They broke bread in their homes and ate together with glad and sincere hearts, praising God and enjoying the favour of all the people. And the Lord added to their number daily those who were being saved.

Can you see things that
are friends?

Celebrate

The people ate together, worshipped and were glad.
In this they found favour every day.

Sometimes we can miss the things to celebrate, it might be something simple like a beautiful sunset or a wonderful walk in the rain. The world is full of things to celebrate and we can see that in the colours, smells and spaces around us.

Some people find that writing down three good things each day helps them notice good things and also gives a positive outlook. Why not have a go - #ThreeGoodThings



Leaf confetti -

collect some leaves and then use hole punches or shaped punches to make a jar or bag or leaf confetti to decorate a table or party.

Streamers

Is there a tree or a fence that you could invite people to add a ribbon or a coloured streamer to.



Adding colours, or prayers to the space can show the celebration.

What can you see
celebrating ?

What can you hear
celebrating?

Is there anything around
you that looks like it is
celebrating or having a
party?

Tea party

Why not have a tea party? It could be a picnic in the woods or a treat in the garden.



What about using natural things and making a nature tea party with mud pies and puddle drinks. Don't eat these though!


Celebrate

2:46,47 Every day they continued to meet together in the temple courts. They broke bread in their homes and ate together with glad and sincere hearts, praising God and enjoying the favour of all the people. And the Lord added to their number daily those who were being saved.

The bible tells us about lots of parties - weddings, friends together, families and all kinds of celebrations.




What would you have at a picnic party and who would you invite?



The world is full of the most fantastic colours - in the leaves of autumn or the blossom of spring. Colours and patterns of a butterfly and a rainbow in the rain.

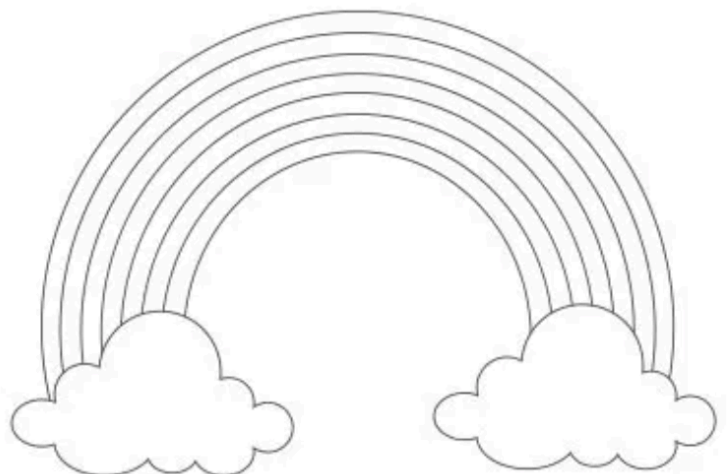
You could draw a chalk rainbow and watch as the rain blends the colours. Or draw a picture like this, colour it in and place it in a window to watch the colours change in the sun.


Can you find some leaves or flowers



thread them onto some string

to make a banner.





Dove Tree

Doves are often a sign of the Holy Spirit. You could cut some out and put them onto a tree with people's prayers or hopes on.


Go

Pentecost was a celebration where people from all places mixed together. Different languages, cultures and customs but together to celebrate. The heart of Pentecost was about difference and unity, journey and joy.

Some of the last words of Jesus were to "Go into all the earth" (Matthew 28) and to share Good News. God wants us to tell people about Him and to share Him through our words and actions. For some people this may mean a massive adventure to far away lands and for other the wonder is in this very space here.

Who can you share God with and what is the Good News that God has done in your life?

Kite



Kites are such fun, all you need is a piece of paper (tissue paper is great) some string and some sticks. You could have a kite flying competition or have fun decorating them to a theme such as birds.

Toilet or tap twinning

<https://www.toilettwinning.org/tap-twinning/>

Our care goes beyond the space we are in. There are many areas in the world where lack of water is the normal. Things such as flushing a toilet or turning a tap on are luxuries.



Why not think in your group of ways to raise money to twin a tap or the toilet to somewhere in the world.

Leaf Messages


Find some leaves on the ground. You can then add messages or prayers to them using markers. It could be an encouragement or a hope.



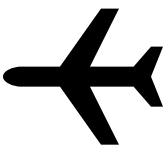

You could write disappointments on them and lay them on the ground. They will decompose and go back into the ground to bring something new to life.

Can you move slowly?

GO



Can you make a treasure map?
Perhaps it could be for someone else or you
could hide some treasure for next year!



Which way have you travelled
before?

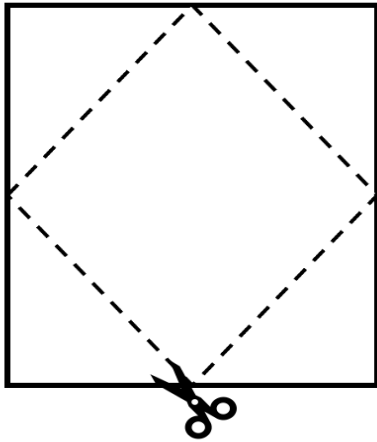
What is your favourite way?

Can you think of
somewhere you would
love to visit?

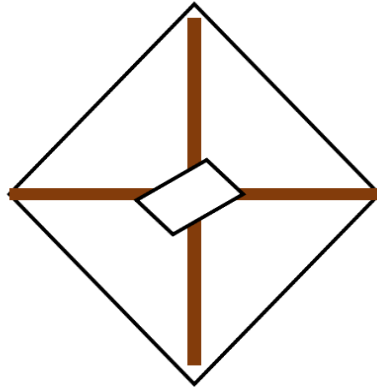
Can you think of somewhere you
have been that you loved?

Can you move quickly?

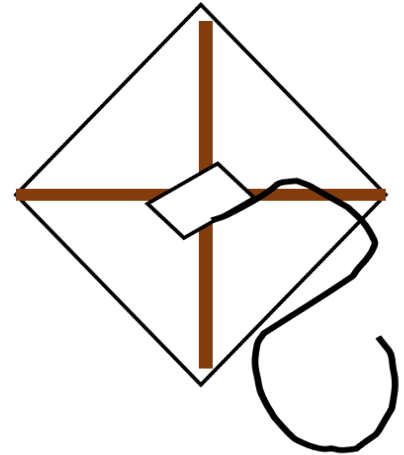
Making a Kite



Take a piece of paper and fold the corners in to guide you to cut out a kite shape

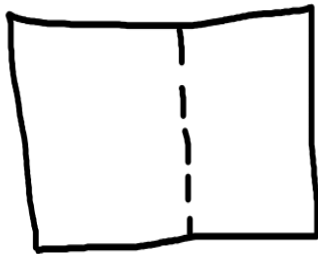


Add to twigs or light sticks and tape at the corners or glue

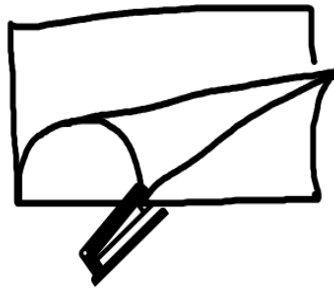


Add some string by wrapping around the centre twigs or with tape

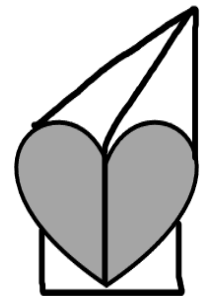
Super Simple Bird Kite



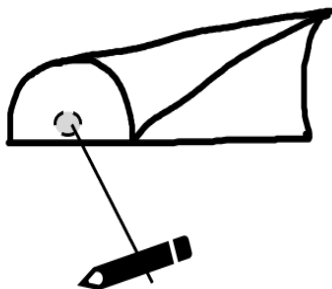
Fold a piece of paper in half



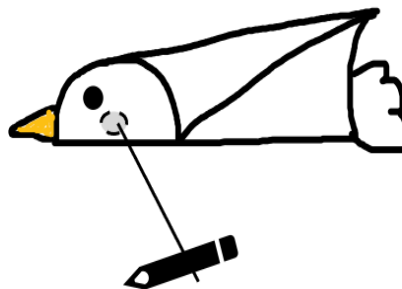
Bend down the top left corner (do not crease). Do this on both sides and then staple the corner to the fold line.



This should give you a kind of heart shape looking from the end.



Make a hole about 2-4cm from the end. Add some string, to stop tangling you could tie this to a stick or pencil.



You could add decoration such as an eye, beak and tail to fit into a bird theme.